

TCP/IP Library

A TCP/UDP/IP protocol stack for XMOS devices. This library connects to the XMOS Ethernet library to provide layer-3 traffic over Ethernet via MII or RGMII.

Features

- TCP + UDP connection handling
- DHCP, IP4LL, ICMP, IGMP support
- Low level, event based interface for efficient memory usage
- Based on the open-source uIP stack
- Currently, the library does not officially support IPv6. However, experimental code for IPv6 support is contained in the library. Contact XMOS for more details if you require IPv6.

Typical Resource Usage

This following table shows typical resource usage in some different configurations. Exact resource usage will depend on the particular use of the library by the application.

Configuration	Pins	Ports	Clocks	Ram	Logical cores
Standard	0	0	0	~21.1K	1

Software version and dependencies

This document pertains to version 4.0.0 of this library. It is known to work on version 14.0.0 of the xTIMEcomposer tools suite, it may work on other versions.

This library depends on the following other libraries:

- lib_otpinfo (>=2.0.0)
- lib_ethernet (>=3.0.0)

Related application notes

The following application notes use this library:

- AN00121 - Using the XMOS TCP/IP library

1 Usage

The TCP/IP stack runs in a task implemented in the `xtcp()` function. This task connects to either the MII component in the Ethernet library or one of the MAC components in the Ethernet library. See the Ethernet library user guide for details on these components.

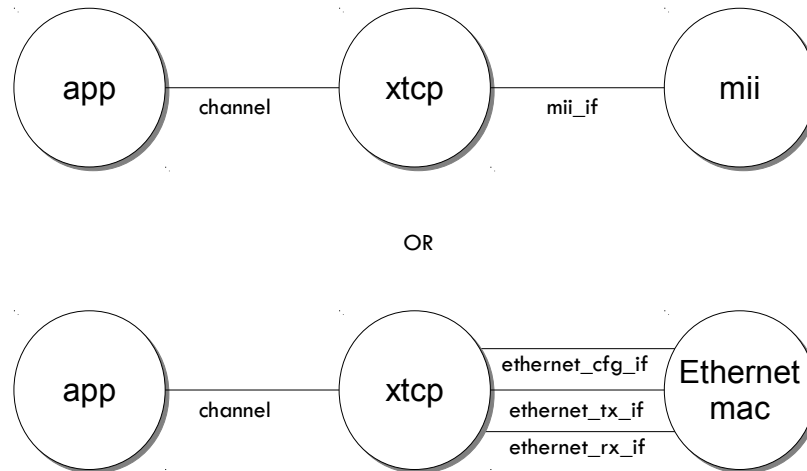


Figure 1: XTCP task diagram

Clients can interact with the TCP/IP stack via xC channels connected to the component using the client functions described in §3.3.

If your application has no need of direct layer 2 traffic to the Ethernet MAC then the most resource efficient approach is to connect the `xtcp` component directly to the MII layer component.

1.1 IP Configuration

The server will determine its IP configuration based on the arguments passed into the `xtcp()` function. If an address is supplied then that address will be used (a static IP address configuration).

If no address is supplied then the server will first try to find a DHCP server on the network to obtain an address automatically. If it cannot obtain an address from DHCP, it will determine a link local address (in the range 169.254/16) automatically using the Zeroconf IPV4LL protocol.

To use dynamic address, the `xtcp()` function can be passed a structure with an IP address that is all zeros.

1.2 Events and Connections

The TCP/IP stack client interface is a low-level event based interface. This is to allow applications to manage buffering and connection management in the most efficient way possible for the application.

Each client will receive *events* from the server. These events usually have an associated *connection*. In addition to receiving these events the client can send *commands* to the server to initiate new connections and so on.

The above Figure shows an example event/command sequence of a client making a connection, sending some data, receiving some data and then closing the connection. Note that sending and receiving may be split into several events/commands since the server itself performs no buffering.

If the client is handling multiple connections then the server may interleave events for each connection so the client has to hold a persistent state for each connection.

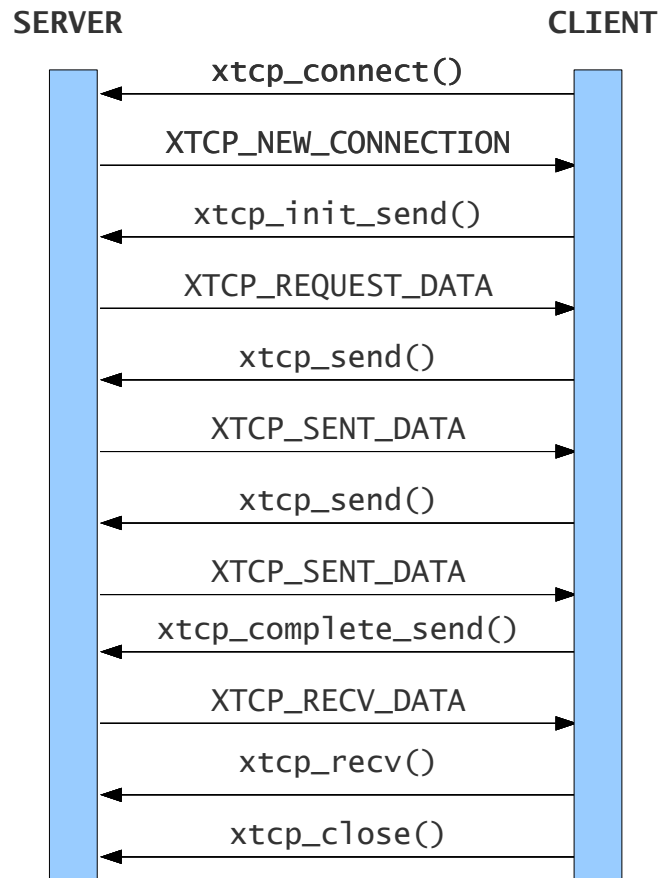


Figure 2: Example event sequence

The connection and event model is the same from both TCP connections and UDP connections. Full details of both the possible events and possible commands can be found in §3.

1.3 TCP and UDP

The XTCP API treats UDP and TCP connections in the same way. The only difference is when the protocol is specified on initializing connections with `xtcp_connect()` or `xtcp_listen()`.

1.4 New Connections

New connections are made in two different ways. Either the `xtcp_connect()` function is used to initiate a connection with a remote host as a client or the `xtcp_listen()` function is used to listen on a port for other hosts to connect to the application. In either case once a connection is established then the `XTCP_NEW_CONNECTION` event is triggered.

In the Berkley sockets API, a listening UDP connection merely reports data received on the socket, independent of the source IP address. In XTCP, a `XTCP_NEW_CONNECTION` event is sent each time data arrives from a new source. The API function `xtcp_close()` should be called after the connection is no longer needed.


1.5 Receiving Data

When data is received by a connection, the `XTCP_RECV_DATA` event is triggered and communicated to the client. At this point the client **must** call the `xtcp_rcv()` function to receive the data.


Data is sent from host to client as the UDP or TCP packets come in. There is no buffering in the server so it will wait for the client to handle the event before processing new incoming packets.

1.6 Sending Data

When sending data, the client is responsible for dividing the data into chunks for the server and re-transmitting the previous chunk if a transmission error occurs.

 Note that re-transmission may be needed on both TCP and UDP connections. On UDP connections, the transmission may fail if the server has not yet established a connection between the destination IP address and layer 2 MAC address.

The client can initiate a send transaction with the `xtcp_init_send()` function. At this point no sending has been done but the server is notified of a wish to send. The client must then wait for a `XTCP_REQUEST_DATA` event at which point it must respond with a call to `xtcp_send()`.

 The maximum buffer size that can be sent in one call to `xtcp_send` is contained in the `mss` field of the connection structure relating to the event.

After this data is sent to the server, two things can happen: Either the server will respond with an `XTCP_SENT_DATA` event, in which case the next chunk of data can be sent or with an `XTCP_RESEND_DATA` event in which case the client must re-transmit the previous chunk of data.

The command/event exchange continues until the client calls the `xtcp_complete_send()` function to finish the send transaction. After this the server will not trigger any more `XTCP_SENT_DATA` events.

1.7 Link Status Events

As well as events related to connections. The server may also send link status events to the client. The events `XTCP_IFUP` and `XTCP_IFDOWN` indicate to a client when the link goes up or down.

1.8 Configuration

The server is configured via arguments passed to the `xtcp_server()` function and the defines described in Section §2.1.

Client connections are configured via the client API described in Section §2.1.

2 Configuration API

2.1 Configuration Defines

Configuration defines can either be set by adding the a command line option to the build flags in your application Makefile (i.e. `-DDEFINE=VALUE`) or by adding the file `xtcp_client_conf.h` into your application and then putting `#define` directives into that header file (which will then be read by the library on build).

XTCP_CLIENT_BUF_SIZE The buffer size used for incoming packets. This has a maximum value of 1472 which can handle any incoming packet. If it is set to a smaller value, larger incoming packets will be truncated. Default is 1472.

UIP_CONF_MAX_CONNECTIONS The maximum number of UDP or TCP connections the server can handle simultaneously. Default is 20.

UIP_CONF_MAX_LISTENPORTS The maximum number of UDP or TCP ports the server can listen to simultaneously. Default is 20.

XTCP_EXCLUDE_LISTEN Exclude support for the listen command from the server, reducing memory footprint.

XTCP_EXCLUDE_UNLISTEN Exclude support for the unlisten command from the server, reducing memory footprint

XTCP_EXCLUDE_CONNECT Exclude support for the connect command from the server, reducing memory footprint

XTCP_EXCLUDE_BIND_REMOTE Exclude support for the bind_remote command from the server, reducing memory footprint

XTCP_EXCLUDE_BIND_LOCAL Exclude support for the bind_local command from the server, reducing memory footprint

XTCP_EXCLUDE_INIT_SEND Exclude support for the init_send command from the server, reducing memory footprint

XTCP_EXCLUDE_SET_APPSTATE Exclude support for the set_appstate command from the server, reducing memory footprint

XTCP_EXCLUDE_ABORT Exclude support for the abort command from the server, reducing memory footprint

XTCP_EXCLUDE_CLOSE Exclude support for the close command from the server, reducing memory footprint

XTCP_EXCLUDE_SET_POLL_INTERVAL Exclude support for the set_poll_interval command from the server, reducing memory footprint

XTCP_EXCLUDE_JOIN_GROUP Exclude support for the join_group command from the server, reducing memory footprint

XTCP_EXCLUDE_LEAVE_GROUP Exclude support for the leave_group command from the server, reducing memory footprint

XTCP_EXCLUDE_GET_MAC_ADDRESS Exclude support for the get_mac_address command from the server, reducing memory footprint

XTCP_EXCLUDE_GET_IPCONFIG Exclude support for the get_ipconfig command from the server, reducing memory footprint

XTCP_EXCLUDE_ACK_RECV Exclude support for the ack_recv command from the server, reducing memory footprint

XTCP_EXCLUDE_ACK_RECV_MODE Exclude support for the ack_recv_mode command from the server, reducing memory footprint

XTCP_EXCLUDE_PAUSE Exclude support for the pause command from the server, reducing memory footprint

XTCP_EXCLUDE_UNPAUSE Exclude support for the unpause command from the server, reducing memory footprint

footprint

UIP_USE_AUTOIP By defining this as 0, the IPv4LL application is removed from the code. Do this to save approximately 1kB. Auto IP is a stateless protocol that assigns an IP address to a device. Typically, if a unit is trying to use DHCP to obtain an address, and a server cannot be found, then auto IP is used to assign an address of the form 169.254.x.y. Auto IP is enabled by default

UIP_USE_DHCP By defining this as 0, the DHCP client is removed from the code. This will save approximately 2kB. DHCP is a protocol for dynamically acquiring an IP address from a centralised DHCP server. This option is enabled by default.

3 Functional API

All functions can be found in the `xtcp.h` header file:

```
#include <xtcp.h>
```

The application also needs to add `lib_xtcp` to its build modules:

```
USED_MODULES = ... lib_xtcp ...
```

3.1 Data Structures/Types

Type	<code>xtcp_ipaddr_t</code>
Description	XTCP IP address. This data type represents a single ipv4 address in the XTCP stack.

Type	<code>xtcp_ipconfig_t</code>
Description	IP configuration information structure. This structure describes IP configuration for an ip node.
Fields	<p><code>xtcp_ipaddr_t</code> <code>ipaddr</code> The IP Address of the node.</p> <p><code>xtcp_ipaddr_t</code> <code>netmask</code> The netmask of the node. The mask used to determine which address are routed locally.</p> <p><code>xtcp_ipaddr_t</code> <code>gateway</code> The gateway of the node.</p>

Type	<code>xtcp_protocol_t</code>
Description	XTCP protocol type. This determines what type a connection is: either UDP or TCP.
Values	<p><code>XTCP_PROTOCOL_TCP</code> Transmission Control Protocol.</p> <p><code>XTCP_PROTOCOL_UDP</code> User Datagram Protocol.</p>

Type	<code>xtcp_event_type_t</code>
Description	<p>XTCP event type.</p> <p>The event type represents what event is occurring on a particular connection. It is instantiated when an event is received by the client using the <code>xtcp_event()</code> function.</p>
Values	<p><code>XTCP_NEW_CONNECTION</code> This event represents a new connection has been made.</p> <p>In the case of a TCP server connections it occurs when a remote host firsts makes contact with the local host. For TCP client connections it occurs when a stream is setup with the remote host. For UDP connections it occurs as soon as the connection is created.</p> <p><code>XTCP_RECV_DATA</code> This event occurs when the connection has received some data.</p> <p>The client must follow receipt of this event with a call to <code>xtcp_recv()</code> before any other interaction with the server.</p> <p><code>XTCP_PUSH_DATA</code> This event occurs when the connection has received a packet with the TCP push flag set indicating that the other side has temporarily finished sending data.</p> <p><code>XTCP_REQUEST_DATA</code> This event occurs when the server is ready to send data and is requesting that the client send data.</p> <p>This event happens after a call to <code>xtcp_init_send()</code> from the client. The client must follow receipt of this event with a call to <code>xtcp_send()</code> before any other interaction with the server.</p> <p><code>XTCP_SENT_DATA</code> This event occurs when the server has successfully sent the previous piece of data that was given to it via a call to <code>xtcp_send()</code>.</p> <p>The server is now requesting more data so the client must** follow receipt of this event with a call to <code>xtcp_send()</code> before any other interaction with the server.</p> <p><code>XTCP_RESEND_DATA</code> This event occurs when the server has failed to send the previous piece of data that was given to it via a call to <code>xtcp_send()</code>.</p> <p>The server is now requesting for the same data to be sent again. The client must** follow receipt of this event with a call to <code>xtcp_send()</code> before any other interaction with the server.</p>

Continued on next page

	<p>XTCP_TIMED_OUT This event occurs when the connection has timed out with the remote host (TCP only).</p> <p>This event represents the closing of a connection and is the last event that will occur on an active connection.</p>
	<p>XTCP_ABORTED This event occurs when the connection has been aborted by the local or remote host (TCP only).</p> <p>This event represents the closing of a connection and is the last event that will occur on an active connection.</p>
	<p>XTCP_CLOSED This event occurs when the connection has been closed by the local or remote host.</p> <p>This event represents the closing of a connection and is the last event that will occur on an active connection.</p>
	<p>XTCP_POLL This event occurs at regular intervals per connection.</p> <p>Polling can be initiated and the interval can be set with xtcp_set_poll_interval()</p>
	<p>XTCP_IFUP This event occurs when the link goes up (with valid new ip address).</p> <p>This event has no associated connection.</p>
	<p>XTCP_IFDOWN This event occurs when the link goes down.</p> <p>This event has no associated connection.</p>
	<p>XTCP_ALREADY_HANDLED This event type does not get set by the server but can be set by the client to show an event has been handled.</p>

Type	xtcp_connection_type_t
Description	Type representing a connection type.
Values	<p>XTCP_CLIENT_CONNECTION A client connection.</p> <p>XTCP_SERVER_CONNECTION A server connection.</p>

Type	xtcp_connection_t
Description	<p>This type represents a TCP or UDP connection.</p> <p>This is the main type containing connection information for the client to handle. Elements of this type are instantiated by the xtcp_event() function which informs the client about an event and the connection the event is on.</p>
Fields	<p><code>int id</code> A unique identifier for the connection.</p> <p>xtcp_protocol_t <code>protocol</code> The protocol of the connection (TCP/UDP).</p> <p>xtcp_connection_type_t <code>connection_type</code> The type of connection (client/sever).</p> <p>xtcp_event_type_t <code>event</code> The last reported event on this connection.</p> <p><code>xtcp_appstate_t appstate</code> The application state associated with the connection. This is set using the xtcp_set_connection_appstate() function.</p> <p>xtcp_ipaddr_t <code>remote_addr</code> The remote ip address of the connection.</p> <p><code>unsigned int remote_port</code> The remote port of the connection.</p> <p><code>unsigned int local_port</code> The local port of the connection.</p> <p><code>unsigned int mss</code> The maximum size in bytes that can be send using xtcp_send() after a send event.</p>

3.2 Server API

Function	xtcp
Description	Function implement the TCP/IP stack task. This functions implements a TCP/IP stack that clients can access via xC channels.
Type	<pre>void xtcp(chanend c_xtcp[n], size_t n, client mii_if ?i_mii, client ethernet_cfg_if ?i_eth_cfg, client ethernet_rx_if ?i_eth_rx, client ethernet_tx_if ?i_eth_tx, client smi_if ?i_smi, uint8_t phy_address, char(& ?mac_address)[6], otp_ports_t & ?otp_ports, xtcp_ipconfig_t &ipconfig)</pre>

Continued on next page

Parameters		
	<code>c_xtcp</code>	The channel array to connect to the clients.
	<code>n</code>	The number of clients to the task.
	<code>i_mii</code>	If this component is connected to the <code>mii()</code> component in the Ethernet library then this interface should be used to connect to it. Otherwise it should be set to null
	<code>i_eth_cfg</code>	If this component is connected to an MAC component in the Ethernet library then this interface should be used to connect to it. Otherwise it should be set to null.
	<code>i_eth_rx</code>	If this component is connected to an MAC component in the Ethernet library then this interface should be used to connect to it. Otherwise it should be set to null.
	<code>i_eth_tx</code>	If this component is connected to an MAC component in the Ethernet library then this interface should be used to connect to it. Otherwise it should be set to null.
	<code>i_smi</code>	If this connection to an Ethernet SMI component is then the XTCP component will poll the Ethernet PHY for link up/link down events. Otherwise, it will expect link up/link down events from the connected Ethernet MAC.
	<code>phy_address</code>	The SMI address of the Ethernet PHY
	<code>mac_address</code>	If this array is non-null then it will be used to set the MAC address of the component.
	<code>otp_ports</code>	If this port structure is non-null then the component will obtain the MAC address from OTP ROM. See the OTP reading library user guide for details.
	<code>ipconfig</code>	This <code>:c:type:xtcp_ipconfig_t</code> structure is used to determine the IP address configuration of the component.

3.3 Client API

3.3.1 Event Receipt

Function	xtcp_event				
Description	Receive the next connect event. Upon receiving the event, the <code>xtcp_connection_t</code> structure <code>conn</code> is instantiated with information of the event and the connection it is on. This can be used in a select statement.				
Type	transaction <code>xtcp_event(chanend c_xtcp, xtcp_connection_t &conn)</code>				
Parameters	<table> <tr> <td><code>c_xtcp</code></td> <td>chanend connected to the xtcp server</td> </tr> <tr> <td><code>conn</code></td> <td>the connection relating to the current event</td> </tr> </table>	<code>c_xtcp</code>	chanend connected to the xtcp server	<code>conn</code>	the connection relating to the current event
<code>c_xtcp</code>	chanend connected to the xtcp server				
<code>conn</code>	the connection relating to the current event				

3.3.2 Setting Up Connections

Function	xtcp_listen						
Description	Listen to a particular incoming port. After this call, when a connection is established an <code>XTCP_NEW_CONNECTION</code> event is signalled.						
Type	void <code>xtcp_listen(chanend c_xtcp, int port_number, xtcp_protocol_t proto)</code>						
Parameters	<table> <tr> <td><code>c_xtcp</code></td> <td>chanend connected to the xtcp server</td> </tr> <tr> <td><code>port_number</code></td> <td>the local port number to listen to</td> </tr> <tr> <td><code>proto</code></td> <td>the protocol to listen to (TCP or UDP)</td> </tr> </table>	<code>c_xtcp</code>	chanend connected to the xtcp server	<code>port_number</code>	the local port number to listen to	<code>proto</code>	the protocol to listen to (TCP or UDP)
<code>c_xtcp</code>	chanend connected to the xtcp server						
<code>port_number</code>	the local port number to listen to						
<code>proto</code>	the protocol to listen to (TCP or UDP)						

Function	xtcp_unlisten
Description	Stop listening to a particular incoming port. Applies to TCP connections only.
Type	void <code>xtcp_unlisten(chanend c_xtcp, int port_number)</code>

Continued on next page

Parameters	c_xtcp chanend connected to the xtcp server port_number local port number to stop listening on
-------------------	---------------------------------------------------------------------------------------------------------------

Function	xtcp_connect
Description	Try to connect to a remote port.
Type	<pre>void xtcp_connect(chanend c_xtcp, int port_number, xtcp_ipaddr_t ipaddr, xtcp_protocol_t proto)</pre>
Parameters	c_xtcp chanend connected to the xtcp server port_number the remote port to try to connect to ipaddr the ip addr of the remote host proto the protocol to connect with (TCP or UDP)

Function	xtcp_bind_local
Description	Bind the local end of a connection to a particular port (UDP).
Type	<pre>void xtcp_bind_local(chanend c_xtcp, xtcp_connection_t &conn, int port_number)</pre>
Parameters	c_xtcp chanend connected to the xtcp server conn the connection port_number the local port to set the connection to

Function	xtcp_bind_remote
Description	Bind the remote end of a connection to a particular port and ip address. This is only valid for XTCP_PROTOCOL_UDP connections. After this call, packets sent to this connection will go to the specified address and port

Continued on next page

Type	void xtcp_bind_remote(chanend c_xtcp, xtcp_connection_t &conn, xtcp_ipaddr_t addr, int port_number)
Parameters	<p>c_xtcp chanend connected to the xtcp server</p> <p>conn the connection</p> <p>addr the intended remote address of the connection</p> <p>port_number the intended remote port of the connection</p>

Function	xtcp_set_connection_appstate
Description	Set the connections application state data item. After this call, subsequent events on this connection will have the appstate field of the connection set
Type	void xtcp_set_connection_appstate(chanend c_xtcp, xtcp_connection_t &conn, xtcp_appstate_t appstate)
Parameters	<p>c_xtcp chanend connected to the xtcp server</p> <p>conn the connection</p> <p>appstate An unsigned integer representing the state. In C this is usually a pointer to some connection dependent information.</p>

3.3.3 Receiving Data

Function	xtcp_recv
Description	Receive data from the server. This can be called after an XTCP_RECV_DATA event.
Type	int xtcp_recv(chanend c_xtcp, char data[])
Parameters	<p>c_xtcp chanend connected to the xtcp server</p> <p>data A array to place the received data into</p>

Continued on next page

Returns	The length of the received data in bytes
----------------	------------------------------------------

Function	xtcp_recvi						
Description	Receive data from the xtcp server. This can be called after an XTCP_RECV_DATA event. The data is put into the array data starting at index i i.e. the first byte of data is written to data[i].						
Type	int xtcp_recvi(chanend c_xtcp, char data[], int i)						
Parameters	<table border="0"> <tr> <td>c_xtcp</td> <td>chanend connected to the xtcp server</td> </tr> <tr> <td>data</td> <td>A array to place the received data into</td> </tr> <tr> <td>i</td> <td>The index where to start filling the data array</td> </tr> </table>	c_xtcp	chanend connected to the xtcp server	data	A array to place the received data into	i	The index where to start filling the data array
c_xtcp	chanend connected to the xtcp server						
data	A array to place the received data into						
i	The index where to start filling the data array						
Returns	The length of the received data in bytes						

Function	xtcp_recv_count						
Description	Receive a number of bytes of data from the xtcp server. This can be called after an XTCP_RECV_DATA event. Data is pulled from the xtcp server and put into the array, until either there is no more data to pull, or until count bytes have been received. If there are more bytes to be received from the server then the remainder are discarded. The return value reflects the number of bytes pulled from the server, not the number stored in the buffer. From this the user can determine if they have lost some data. see the buffer client protocol for a mechanism for receiving bytes without discarding the extra ones.						
Type	int xtcp_recv_count(chanend c_xtcp, char data[], int count)						
Parameters	<table border="0"> <tr> <td>c_xtcp</td> <td>chanend connected to the xtcp server</td> </tr> <tr> <td>data</td> <td>A array to place the received data into</td> </tr> <tr> <td>count</td> <td>The number of bytes to receive</td> </tr> </table>	c_xtcp	chanend connected to the xtcp server	data	A array to place the received data into	count	The number of bytes to receive
c_xtcp	chanend connected to the xtcp server						
data	A array to place the received data into						
count	The number of bytes to receive						
Returns	The length of the received data in bytes, whether this was more or less than the requested amount.						

3.3.4 Sending Data

Function	xtcp_init_send
Description	Initiate sending data on a connection. After making this call, the server will respond with a XTCP_REQUEST_DATA event when it is ready to accept data.
Type	void xtcp_init_send(chanend c_xtcp, xtcp_connection_t &conn)
Parameters	c_xtcp chanend connected to the xtcp server conn the connection

Function	xtcp_send
Description	Send data to the xtcp server. Send data to the server. This should be called after a XTCP_REQUEST_DATA, XTCP_SENT_DATA or XTCP_RESEND_DATA event (alternatively xtcp_write_buf can be called). To finish sending this must be called with a length of zero or call the xtcp_complete_send() function.
Type	void xtcp_send(chanend c_xtcp, char ?data[], int len)
Parameters	c_xtcp chanend connected to the xtcp server data An array of data to send len The length of data to send. If this is 0, no data will be sent and a XTCP_SENT_DATA event will not occur.

Function	xtcp_sendi
Description	Send data to the xtcp server. Send data to the server. This should be called after a XTCP_REQUEST_DATA, XTCP_SENT_DATA or XTCP_RESEND_DATA event (alternatively xtcp_write_buf can be called). The data is sent starting from index i i.e. data[i] is the first byte to be sent. To finish sending this must be called with a length of zero.
Type	void xtcp_sendi(chanend c_xtcp, char ?data[], int i, int len)

Continued on next page

Parameters	<code>c_xtcp</code>	chanend connected to the xtcp serve
	<code>data</code>	An array of data to send
	<code>i</code>	The index at which to start reading from the data array
	<code>len</code>	The length of data to send. If this is 0, no data will be sent and a XTCP_SENT_DATA event will not occur.

Function	xtcp_complete_send	
Description	Complete a send transaction with the server. This function can be called after a XTCP_REQUEST_DATA, XTCP_SENT_DATA or XTCP_RESEND_DATA event to finish any sending on the connection that the event related to.	
Type	void xtcp_complete_send(chanend c_xtcp)	
Parameters	<code>c_xtcp</code>	chanend connected to the tcp server

3.3.5 Other Connection Management

Function	xtcp_set_poll_interval	
Description	Set UDP poll interval. When this is called then the udp connection will cause a poll event every poll_interval milliseconds.	
Type	void xtcp_set_poll_interval(chanend c_xtcp, xtcp_connection_t &conn, int poll_interval)	
Parameters	<code>c_xtcp</code>	chanend connected to the xtcp server
	<code>conn</code>	the connection
	<code>poll_interval</code>	the required poll interval in milliseconds

Function	xtcp_close	
Description	Close a connection.	

Continued on next page

Type	void xtcp_close(chanend c_xtcp, xtcp_connection_t &conn)				
Parameters	<table> <tr> <td>c_xtcp</td> <td>chanend connected to the xtcp server</td> </tr> <tr> <td>conn</td> <td>the connection</td> </tr> </table>	c_xtcp	chanend connected to the xtcp server	conn	the connection
c_xtcp	chanend connected to the xtcp server				
conn	the connection				

Function	xtcp_abort				
Description	Abort a connection.				
Type	void xtcp_abort(chanend c_xtcp, xtcp_connection_t &conn)				
Parameters	<table> <tr> <td>c_xtcp</td> <td>chanend connected to the xtcp server</td> </tr> <tr> <td>conn</td> <td>the connection</td> </tr> </table>	c_xtcp	chanend connected to the xtcp server	conn	the connection
c_xtcp	chanend connected to the xtcp server				
conn	the connection				

Function	xtcp_pause				
Description	<p>pause a connection. No further reads and writes will occur on the network. This functionality is considered experimental for when using IPv6.</p>				
Type	void xtcp_pause(chanend c_xtcp, xtcp_connection_t &conn)				
Parameters	<table> <tr> <td>c_xtcp</td> <td>chanend connected to the xtcp server</td> </tr> <tr> <td>conn</td> <td>tcp connection structure</td> </tr> </table>	c_xtcp	chanend connected to the xtcp server	conn	tcp connection structure
c_xtcp	chanend connected to the xtcp server				
conn	tcp connection structure				

Function	xtcp_unpause				
Description	<p>unpause a connection Activity is resumed on a connection. This functionality is considered experimental for when using IPv6.</p>				
Type	void xtcp_unpause(chanend c_xtcp, xtcp_connection_t &conn)				
Parameters	<table> <tr> <td>c_xtcp</td> <td>chanend connected to the xtcp server</td> </tr> <tr> <td>conn</td> <td>tcp connection structure</td> </tr> </table>	c_xtcp	chanend connected to the xtcp server	conn	tcp connection structure
c_xtcp	chanend connected to the xtcp server				
conn	tcp connection structure				

3.3.6 Other General Client Functions

Function	xtcp_join_multicast_group
Description	Subscribe to a particular ip multicast group address. Not available for IPv6
Type	void xtcp_join_multicast_group(chanend c_xtcp, xtcp_ipaddr_t addr)
Parameters	c_xtcp chanend connected to the xtcp server addr The address of the multicast group to join. It is assumed that this is a multicast IP address.

Function	xtcp_leave_multicast_group
Description	Unsubscribe to a particular ip multicast group address. Not available for IPv6
Type	void xtcp_leave_multicast_group(chanend c_xtcp, xtcp_ipaddr_t addr)
Parameters	c_xtcp chanend connected to the xtcp server addr The address of the multicast group to leave. It is assumed that this is a multicast IP address which has previously been joined.

Function	xtcp_get_mac_address
Description	Get the current host MAC address of the server.
Type	void xtcp_get_mac_address(chanend c_xtcp, unsigned char mac_addr[])
Parameters	c_xtcp chanend connected to the xtcp server mac_addr the array to be filled with the mac address

Function	xtcp_get_ipconfig
Description	Get the IP config information into a local structure. Get the current host IP configuration of the server.
Type	void xtcp_get_ipconfig(chanend c_xtcp, xtcp_ipconfig_t &ipconfig)

Continued on next page

Parameters	
	c_xtcp chanend connected to the xtcp server
	ipconfig the structure to be filled with the IP configuration information

APPENDIX A - Known Issues

There are no known issues with this library.

APPENDIX B - TCP/IP Library Change Log

B.1 4.0.0

- Moved over to new file structure
- Updated to use new lib_ethernet

B.2 3.2.1

- Changes to dependencies:
 - sc_ethernet: 2.2.7rc1 -> 2.3.1rc0
 - * Fix invalid inter-frame gaps.
 - * Adds AVB-DC support to sc_ethernet

B.3 3.2.0

- Added IPv6 support

B.4 3.1.5

- Fixed channel protocol bug that caused crash when xCONNECT is heavily loaded
- Various documentation updates
- Fixes to avoid warning in xTIMEcomposer studio version 13.0.0 or later
- Changes to dependencies:
 - sc_ethernet: 2.2.5rc2 -> 2.2.7rc1
 - * Fix buffering bug on full implementation that caused crash under
 - * Various documentation updates

B.5 3.1.4

- Updated ethernet dependency to version 2.2.5

B.6 3.1.3

- Updated ethernet dependency to version 2.2.4
- Fixed corner case errors/improved robustness in DHCP protocol handling

B.7 3.1.2

- Fixed auto-ip bug for 2-core xtcp server

B.8 3.1.1

- Minor code demo app fixes (port structures should be declared on specific tiles)

B.9 3.1.0

- Compatible with 2.2 module_ethernet
- Updated to new initializer api and integrated ethernet server

B.10 3.0.1

- Updated to use latest sc_ethernet package

B.11 3.0.0

- Fixed bugs in DHCP and multicast UDP
- Updated packaging, makefiles and documentation
- Updated to use latest sc_ethernet package

B.12 2.0.1

- Further memory improvements
- Additional conditional compilation
- Fix to zeroconf with netbios option enabled

B.13 2.0.0

- Memory improvements
- Fix error whereby UDP packets with broadcast destination were not received
- An initial implementation of a TFTP server

B.14 1.3.1

- Initial implementation